

To Register, go to:

[BEEWHERECALIFORNIA.COM](http://BEEWHERECALIFORNIA.COM)





**CLICK HERE**





**CLICK HERE**

**REGISTER HERE**

For the 2019 Bloom Season, Beekeepers can register through the following interfaces for **FREE**: (County registration fees still apply)

FieldWatch®

CalAgPermits

BeeWhere tracks hive locations to help stakeholders address pollinator protection in the field. Although regulations have been in place for decades around beekeepers' registration, BeeWhere helps streamline registration and provides information to foster communication between beekeepers and pesticide applicators during bloom.

Pesticide applicators can access information for notification of applications to registered beekeepers with hives within a mile of the permit where pesticides are being applied, as required by California regulatory guideline.

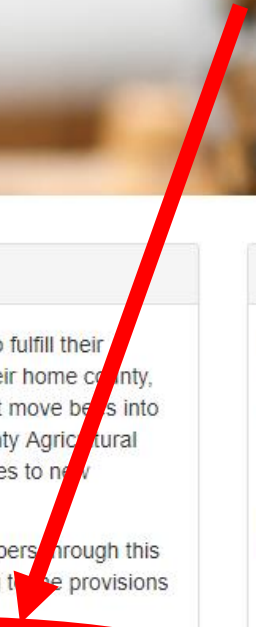
For 2019 registration and movement notification, BeeWhere partnered



Bringing beekeepers and pesticide applicators together by tracking and safeguarding hive locations across California using simple mapping tools.

LEARN MORE

**CLICK HERE**



**Beekeepers**

Beekeepers can use this website to fulfill their obligation to register annually in their home county, notify other counties when they first move bees into those counties, and notify the County Agricultural Commissioner when they move bees to new locations within the county.

All information provided by beekeepers through this site is carefully protected according to the provisions of California law.

[ACCESS BEEKEEPER MANAGEMENT](#)

**Pest Control Advisors**

Licensed Pest Control Advisors (PCAs) can use this website to find out if bee colonies will be present within one mile of the application site under consideration on or around the potential application date.

PCAs will not receive information about specific beekeepers or bee colony locations, nor will they receive contact information for beekeepers with colonies in the one-mile buffer zone.

[ACCESS PCA BEE CHECK](#)

**Growers/Pesticide Applicators**

Pesticide applicators (either a Grower applying pesticides on their own crops or a contracted Pest Control Business operating on behalf of a Grower) can use the BeeWhere web site to obtain contact information for beekeepers with colonies within a mile of an upcoming pesticide application.

The pesticide applicator will not receive any information about the specific locations of the bee colonies.

[ACCESS GROWER BEECHECK](#)



## Account Login

**CLICK HERE**

It's easy to get started with BeeWhere. Logging in is the first step. Get more help by selecting the role that best fits you:

Beekeeper

Pest Control Advisor

Grower/Pesticide Applicator

LEARN ABOUT ACCOUNTS WITH MULTIPLE ROLES IN BEEWHERE

Username

Password

Remember Me

[Forgot your password?](#)

Log

Register New Account

*Information on this website is provided by the public. BeeWhere is hosting the information, but makes no representation or warranty as to the accuracy or completeness of the information provided. In utilizing the information contained within this website, user acknowledges and agrees that they are obligated to investigate and confirm any information provided herein that the user intends to rely upon. User waives any claims against the provider pertaining to the accuracy of the information provided by this website.*

Need Help? Contact the help desk at [help@beewhere.calagpermits.org](mailto:help@beewhere.calagpermits.org)

CalAgPermits BeeWhere Version 1.4.4.0. Copyright © 2019. All Rights Reserved.



Register.  
Create a new account.

# Fill out this page to start registration

**Important:** If you already have a CalAgPermits username and password, it is not necessary to sign-up for a new account. [Login now with your CalAgPermits web user login.](#) If you don't have a CalAgPermits username and password, you can sign-up as a new BeeWhere user below.

Email

Password

Confirm password

Passwords must be at least 8 characters, and must contain at least one of each of the following: lowercase letters (a-z), uppercase letters (A-Z), and numbers (0-9), and symbols.

Security Question

Answer

Register

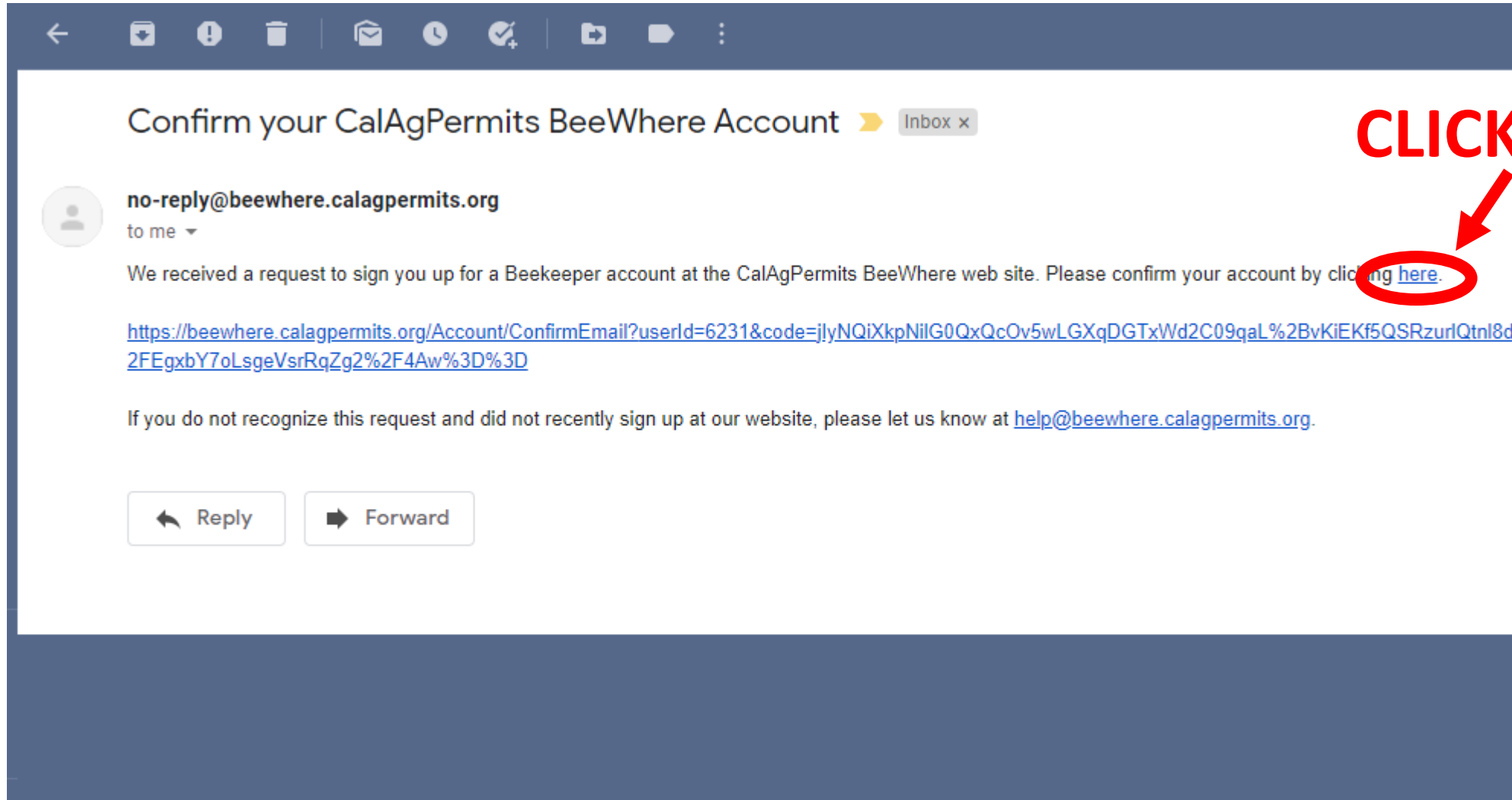
# You will then get an email with a link to confirm your account

Information on this website is provided by the public. BeeWhere is hosting the information, but makes no representation or warranty as to the accuracy or completeness of the information provided. In utilizing the information contained within this website, user acknowledges and agrees that they are obligated to investigate and confirm any information provided herein that the user intends to rely upon. User waives any claims against the provider pertaining to the accuracy of the information provided by this website.

Need Help? Contact the help desk at [help@beewhere.calagpermits.org](mailto:help@beewhere.calagpermits.org)

CalAgPermits BeeWhere Version 1.4.4.0. Copyright © 2019. All Rights Reserved.

**Go check your email account and click the confirmation link from the email you received.**



**CLICK HERE**







## Account Login

It's easy to get started with BeeWhere. Logging in is the first step. Get more help by selecting the role that best fits you:

- Beekeeper
- Pest Control Advisor
- Grower/Pesticide Applicator

[LEARN ABOUT ACCOUNTS WITH MULTIPLE ROLES IN BEEWHERE](#)

**Username**

**Password**

Remember Me

[Forgot your password?](#)

# Log in to your newly created account

Information on this website is provided by the public. BeeWhere is hosting the information, but makes no representation or warranty as to the accuracy or completeness of the information provided. In utilizing the information contained within this website, user acknowledges and agrees that they are obligated to investigate and confirm any information provided herein that the user intends to rely upon. User waives any claims against the provider pertaining to the accuracy of the information provided by this website.

Need Help? Contact the help desk at [help@beewhere.calagpermits.org](mailto:help@beewhere.calagpermits.org)



Bringing beekeepers and pesticide applicators together by tracking and safeguarding hive locations across California using simple mapping tools.

LEARN MORE

**CLICK HERE**

### Beekeepers

Beekeepers can use this website to fulfill their obligation to register annually in their home county, notify other counties when they first move bees into those counties, and notify the County Agricultural Commissioner when they move bees to new locations within the county.

All information provided by beekeepers through this site is carefully protected according to the provisions of California law.

[ACCESS BEEKEEPER MANAGEMENT](#)

### Pest Control Advisors

Licensed Pest Control Advisors (PCAs) can use this website to find out if bee colonies will be present within one mile of the application site under consideration on or around the potential application date.

PCAs will not receive information about specific beekeepers or bee colony locations, nor will they receive contact information for beekeepers with colonies in the one-mile buffer zone.

[ACCESS PCA BEE CHECK](#)

### Growers/Pesticide Applicators

Pesticide applicators (either a Grower applying pesticides on their own crops or a contracted Pest Control Business operating on behalf of a Grower) can use the BeeWhere web site to obtain contact information for beekeepers with colonies within a mile of an upcoming pesticide application.

The pesticide applicator will not receive any information about the specific locations of the bee colonies.

[ACCESS GROWER BEECHECK](#)

## Haven't registered in California for 2020?

If you have not yet registered in California for 2020 and received a BeeWhere Statewide Beekeeper ID, you can complete your initial registration using the button provided below. Your initial registration should be completed in your home county (your main business or apiary location), or in the county where your bees will first be placed in California. You will be assigned a BeeWhere Beekeeper ID which will remain the same for all other county registrations and future years.

Payment of the required \$10 fee to your home county must be made by mail or in person at the local county office. Once this payment has been processed, additional features will be made available to you on this website. [A list of County Agricultural Commissioners offices is available here.](#)



REGISTER

**CLICK HERE**

## Already registered in California for 2020?

If you already registered for 2020, we just need to get you set up with a BeeWhere Statewide Beekeeper ID. You have three options to get this done:

- **Option 1:** do nothing - your local County Agricultural Commissioner staff will set up your BeeWhere Beekeeper ID for you and connect it to your [beewhere.calagpermits.com](https://beewhere.calagpermits.com) login. Once this process is complete you'll receive an email and you can start using the features of BeeWhere to manage your registrations and notifications.
- **Option 2:** click on the Register button above and complete your BeeWhere registration. Your local County Agricultural Commissioner staff will be notified that you completed your BeeWhere registration online and they will update your payment status to enable the full set of BeeWhere features for you.
- **Option 3:** if your local Agricultural Commissioner staff have already sent you a communication with your BeeWhere Beekeeper ID but it is not yet connected to your [beewhere.calagpermits.com](https://beewhere.calagpermits.com) login, you can enter your BeeWhere Beekeeper ID using the button below and once it is verified you will have access to all the BeeWhere features.



ADD MY BEEWHERE BEEKEEPER ID

# Add Registration

Use this form to register as a new beekeeper.

## Registration Information

Calendar Year:

Calendar year

Home County:

Your home county or the county in which you will first place your bees.

## Beekeeper Information

Name:

Your name or the name of your beekeeping business

Address Line 1:

Mailing address line 1

Address Line 2:

Mailing address line 2

City:

Mailing address city

State:

Mailing address state

Zip Code:

Mailing address zip code

**Complete the form**

**Contact Information - How Can BeeWhere Reach You for Account Verification and Support?**

Contact Name:

Name of the person we should contact

Contact Preference:

Preferred contact method

Contact Phone:

Phone number

Contact Email:

Email address

**Pesticide Notification Information - How Can Pesticide Applicators Reach You for Notifications?**

Notification Preference:

Preferred contact method

Notification Phone:

Phone number

Notification Window:

2-hour time window for phone notifications (or select 6am - 8pm if you can receive notifications at any time of day)

Notification Email:

Email address

Submit

Cancel

**Submit after  
completing the form**

Name: SMC Test

State Beekeeper ID: B-41-2020-00015

UPDATE INFORMATION

CHANGE VENDOR ACCESS

**CLICK HERE**

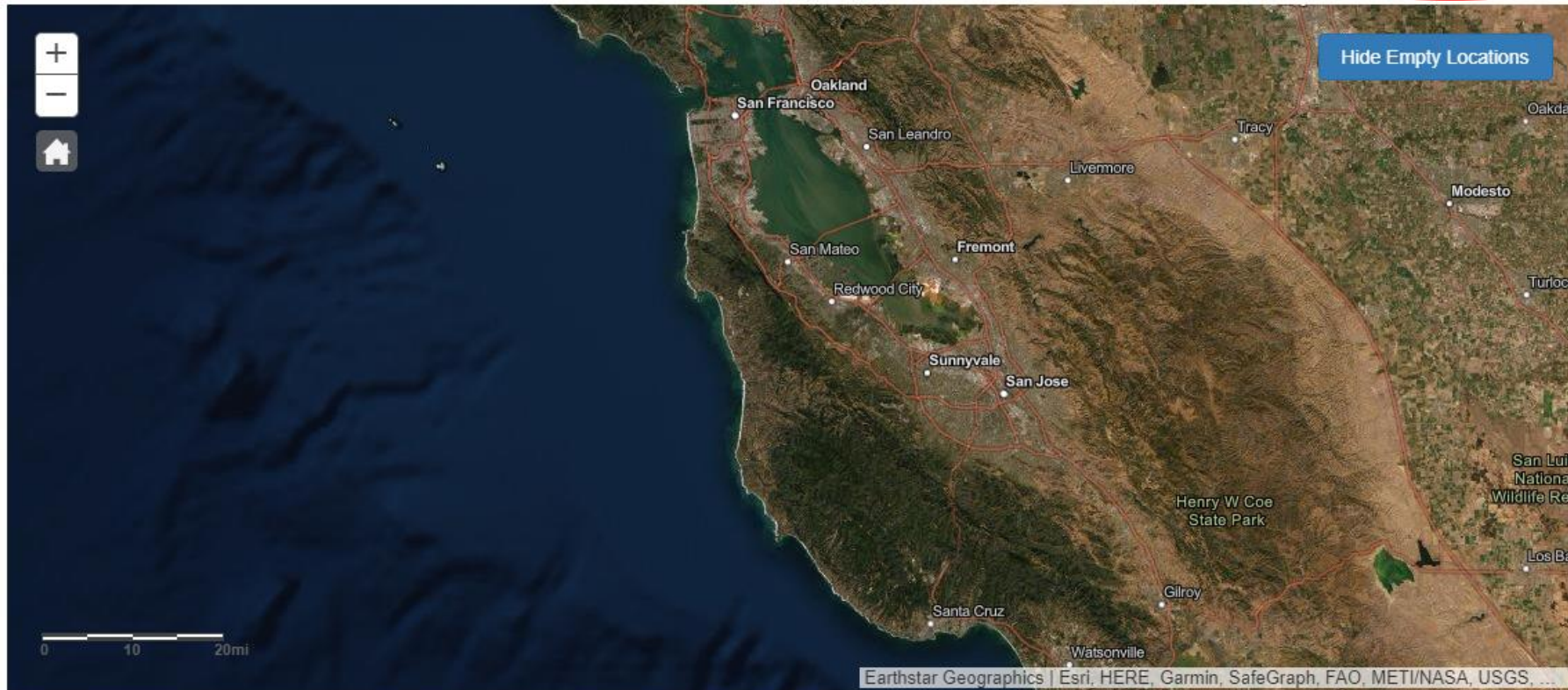
Registered Counties:

County	Year ↓	Status
San Mateo (Home County)	2020	UNPAID

Navigation: 1 | 20 items per page | 1 - 1 of 1 items

Hive Locations:

MANAGE LOCATIONS



**1. Enter the location of your hive(s)**

**(Note: The location of your hives is kept completely confidential and is only accessible to the San Mateo County Department of Agriculture)**

Coordinate Lookup    Address Search

728 Heller St

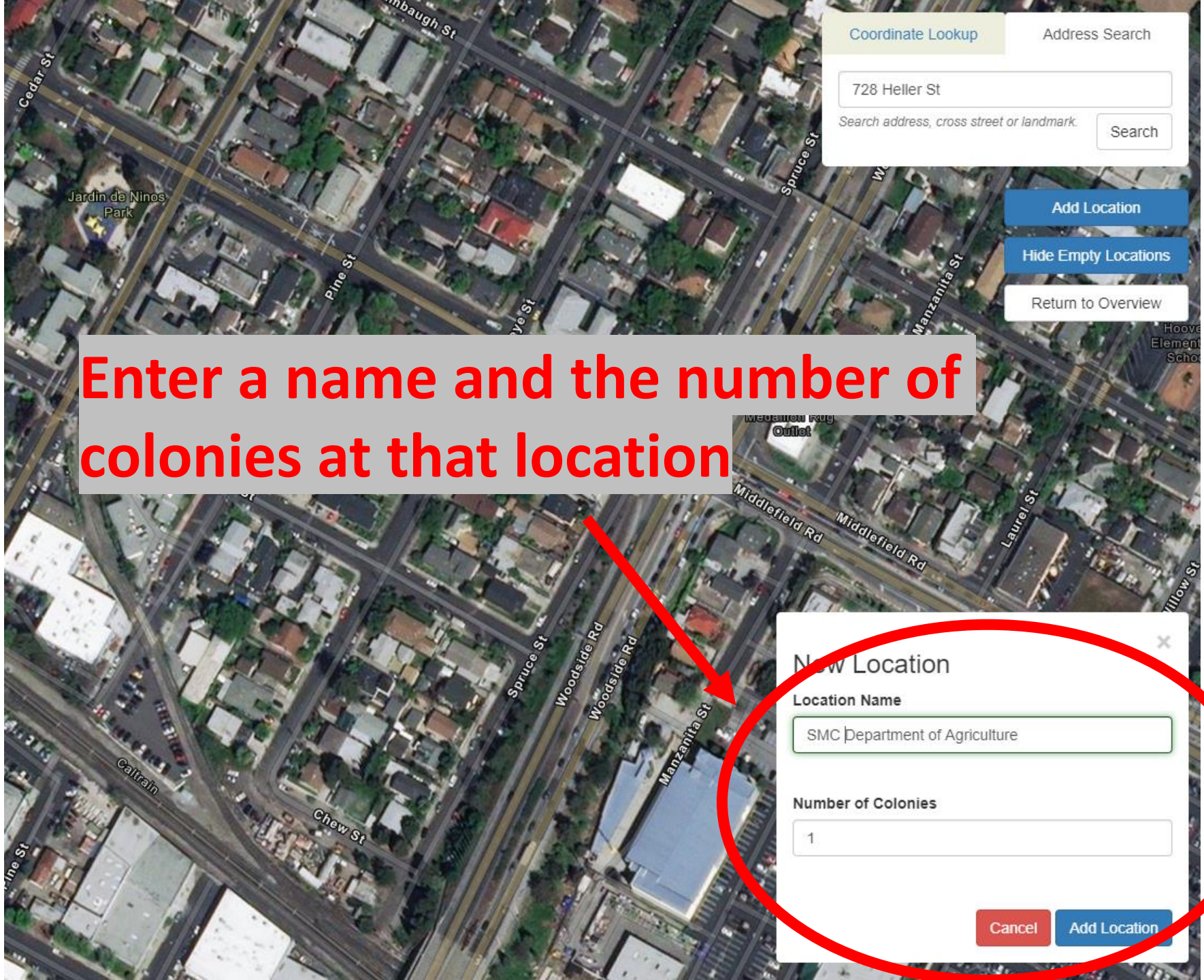
Search address, cross street or landmark.

Search

- Add Location
- Hide Empty Locations
- Return to Overview



**2. Click to add your location to the map**



Coordinate Lookup

Address Search

728 Heller St

Search address, cross street or landmark.

Search

Add Location

Hide Empty Locations

Return to Overview

Enter a name and the number of colonies at that location

New Location

Location Name

SMC Department of Agriculture

Number of Colonies

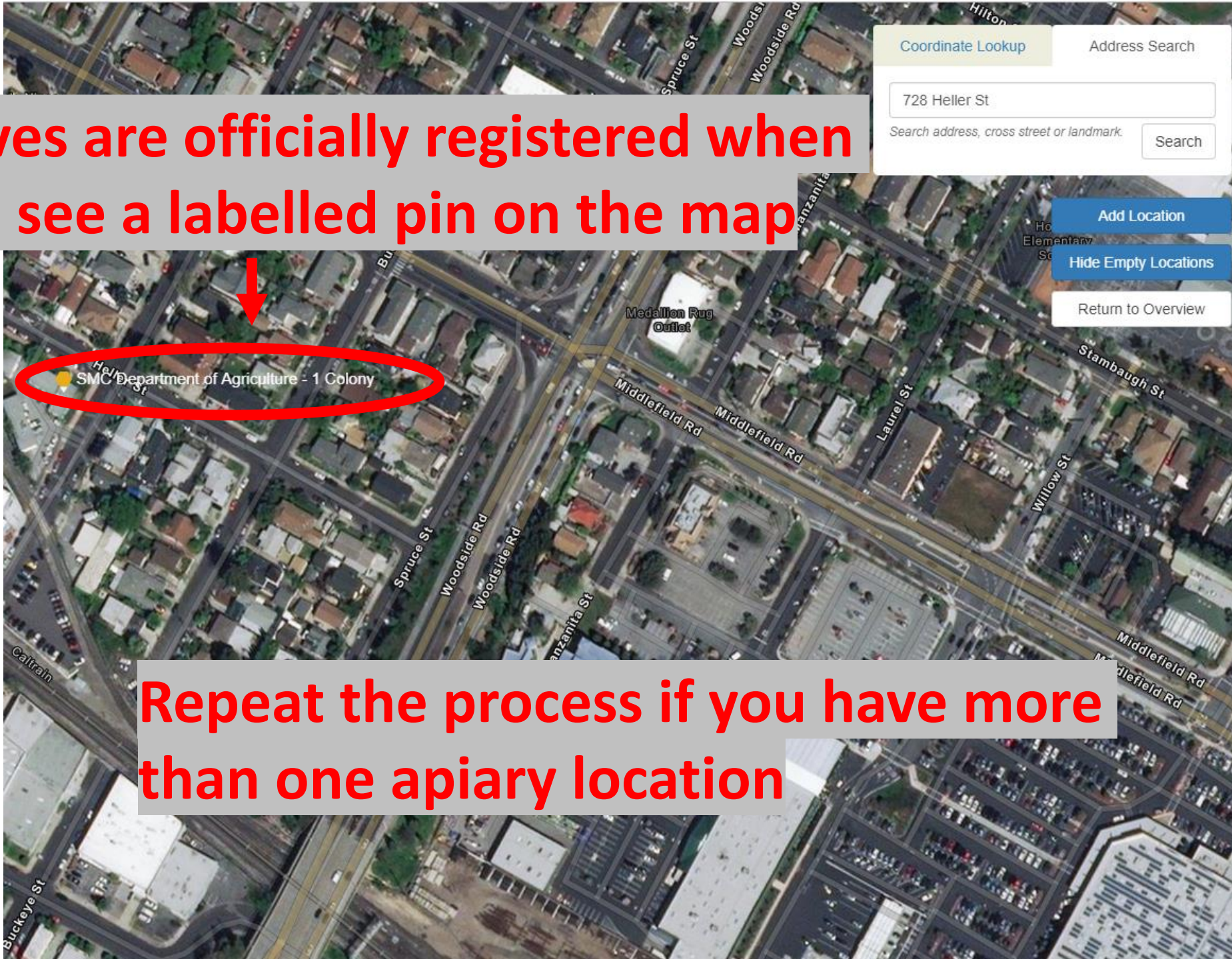
1

Cancel


Add Location



**Your hives are officially registered when you can see a labelled pin on the map**



**Repeat the process if you have more than one apiary location**



Registrations expire at the end of the year (December 31).

Remember to renew your registration at the start of every new year!